



Junior Church

LESSON PLANS: 02-08-20

VISIT [HARVESTCITY.ORG/JC](https://harvestcity.org/jc) FOR VIDEOS, LINKS AND RESOURCES

Content and activity sheets ©2018 Scripture Union

Sheep game

Activity time: 10–15 minutes

Aim: to think about all that God provides

You will need: for each group of three or four children: Bubbles Sheet 24b (attached), a coin, counters or pieces of paper marked up for each child

1. Find the game on Bubbles Sheet 24b and read out the caption: 'God gives us all we need'. Say that the game will help everyone think about what God gives us.
2. Form small groups of children, each with a leader, a coin and a counter for each person.
3. Explain how to play the game. In turn, each person throws the coin. If it lands showing tails, move forward one sheep; move three if it lands showing heads. If the player lands on a coloured sheep, he or she says something that God has provided for us. (There are pictures around the game to give ideas if needed. It does not matter if items are repeated by another player.)
4. Play the game until everyone reaches the last sheep.

240 Bubbles

God gives us all

we need

You need a coin and counters to play this game. If you land on a coloured sheep, say "thank you" to God for something he gives you.

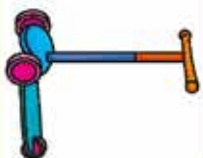
1. Find a coin and a different coloured counter for each player. (The counters could simply be paper discs marked in different colours.)

2. Show the children the pictures around the sheep of things God gives us, helping them name each one – food, friends, family and so on. You could talk about other things God gives us. Then play the game.

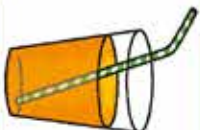
3. The players should name something God has given wherever they land on a coloured sheep.


4. At the end all say thank you to God for the things he gives us.

Start here
Toss a coin. Move forward one if it shows tails; move forward three if it shows heads.



The End





Dolphins

(Age 3, F1 & F2)


Stand-up sheep


Activity time: 10–15 minutes

Aim: to think about how a shepherd provides for the sheep

You will need: sheep template from page 170 (attached) printed on to card for each child, cotton wool

1. Give out the sheep templates and help the children cut all around the shape. (If you think this may be difficult for your children, cut out beforehand.) Fold along the centre to make a stand-up sheep. Flatten again to add the cotton wool.
2. Show the children how to glue small pieces of cotton wool on to both sides of the sheep. If you use pieces which are too large, the sheep will not stand up.
3. As they work, ask the children if they have ever seen sheep, perhaps in the countryside, in a city farm or on television. Talk about what sheep need – food, water and someone to keep them safe.
4. When everyone has finished, ask the children to place their own sheep somewhere safe until they are needed later – just as a shepherd finds safe places for the sheep.





Turtles Sharks

(Year 1 & 2)

(Year 3 & 4)


Creative prayer


Activity time: 5–10 minutes

Aim: to thank God for providing for us

You will need: prayer sheet from page 169 (attached)

1. Give out copies of the prayer sheet from page 169, if you have them. If not, give each child a sheet of paper and ask them to divide it into three sections. Help them to write the headings from page 169 on their sections.
2. Ask the children to look at the different parts. Read the words together, to make sure everyone knows what they say. Give the children time to think about what they want to draw in each section.
3. Once everyone has finished drawing, read out the sentence at the start of each of the three sections and invite the children to say a one-phrase prayer in response. It might be related to what they have drawn, it might be something else. Encourage the children to say what they would like to God.





Stingrays

(Year 5 & 6)

Xstream

Activity time: 5–10 minutes

Aim: to reflect on how God provides for us

You will need: Xstream sheet 174 (attached)

1. Give out copies of the Xstream sheet from page 174 and ask the children to look at the questions.
2. Invite them to write or draw their responses.

God provides!

God provides for us every day.
When has God provided these things
for you? Write or draw next
to the pictures.

When has God
given you a
place where you
feel safe and
looked after?



When has
God helped
you through
a difficult
time?



When has
God given you
everything you
need to eat?
When has he
protected you
from those
people who
don't like you?



"Your kindness and
love will always be
with me each day of
my life, and I will live
forever in your house,
Lord." Psalm 23:6