




Junior Church

LESSON PLANS: 07-03-21

VISIT [HARVESTCITY.ORG/JC](https://www.harvestcity.org/jc) FOR VIDEOS, LINKS AND RESOURCES

Content and activity sheets ©2018 Scripture Union



Family Fun

(All Ages)

Being accepted

Activity time: 5–10 minutes

Aim: to explore how when people take things from us we tend not to like them

You will need: game board from page 191, a dice or spinner, lots of counters

1. Play the game from page 191 in small groups.
2. Talk about how it feels to have counters taken off you. Explain that this is what it was like being a Jew in Jesus' time. The Romans were in charge, and they made the Jews give them money. There were even some Jews who collected money for the Romans. These people were called 'tax collectors'. Ask the children what they think the Jews thought of the tax collectors (they didn't like them and didn't accept them).
3. Challenge the children to watch out for how Jesus treated the tax collector in today's story.

Tax Collector Board Game

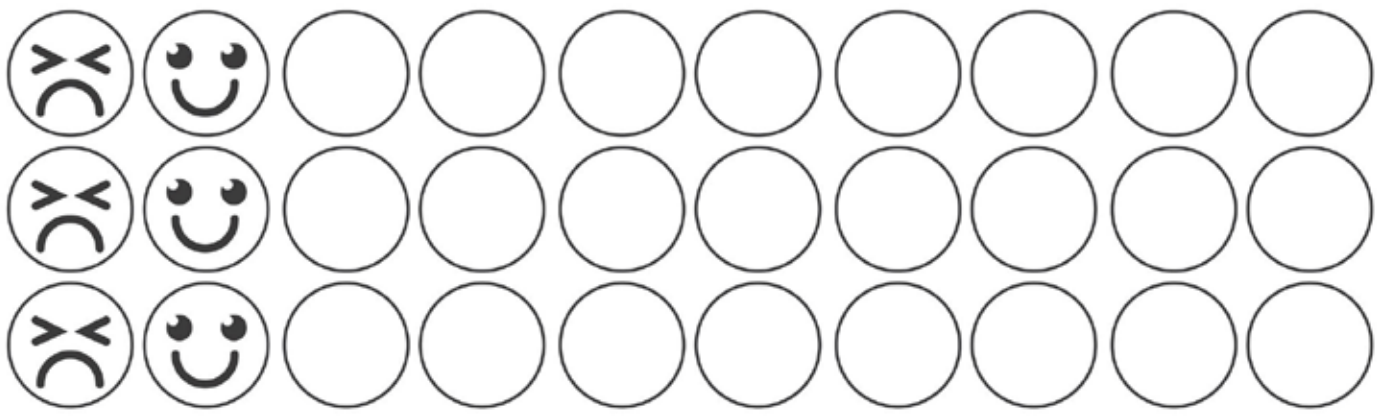
START


FINISH

How to play:
 Cut out the counters at the bottom.
 Choose who will be a worker and who will be the tax collector (you can have more than one tax collector).
 Take it in turns to throw the dice and move the number of squares shown.
 If you land on a square with counters on it, you can collect those counters from the bank.

Everyone aims to get to the finish with as many counters as possible.
 If you find yourself on the same square as a tax collector, you must give them two counters!
 The winner is the one with the most counters once at the finish.

workers
tax collectors
counters





Dolphins

(Age 3, F1 & F2)


Draw a friend

Activity time: 10 minutes

Aim: to think about why we like and welcome our friends

You will need: large sheets of paper, art materials

1. Say that you'd like everyone to think about their friends. What are their names? What do the children like to do with their friends? How do they feel when their friends come to play?
2. Ask the children to draw a picture of one of their favourite friends and provide another sheet of paper for those who finish quickly.
3. As they work, encourage them to talk more about their friends, perhaps asking what they do that is fun or exciting.



Turtles Sharks

(Year 1 & 2)

(Year 3 & 4)

Puzzle

Activity time: 5–10 minutes

Aim: to know God accepts us too

You will need: copies of the Splash! sheet from page 193

1. Invite the children to draw themselves and a person they find it hard to like in the spaces on the Splash! sheet from page 193.
2. Encourage them to follow the lines then draw ticks or crosses for each person to show whether God accepts them or not.
3. As they do this, talk with them about how we can ask God to give us his accepting love for people we find it difficult to like.
4. Pause the puzzle activity for two minutes to give each child a moment to ask God to help them love the person they have drawn.

A woman who had done wrong things (Luke 7:36-50).



Accepted by God?

Draw yourself here.



Accepted by God?

Matthew, the tax collector, who no one liked.



Accepted by God?

Draw someone who you find hard to like.




Accepted by God?

Follow the lines to find out who is accepted by God.

Put a tick or a cross in the circles to show whether or not they are accepted by God.



You are accepted by God.



Stingrays

(Year 5 & 6)

Puzzle and discussion

Activity time: 5–10 minutes

Aim: to challenge the children to reach out to those who are despised, unpopular or left out

You will need: copies of the Xstream sheet from page 192

1. Invite the children to do the puzzle on the Xstream sheet from page 192, and see who can collect the most smiley faces!
2. Encourage the children to think about real people in their neighbourhood, school or church who don't have smiley faces because they feel like they don't belong. How might such people feel? (Sad, angry, bitter, frustrated, hopeless.) How might we make someone feel welcomed, wanted or cared for?
3. Say that, because God accepts everyone, not just 'respectable' people, we should be like Jesus and be ready to do the same, and not worry about what others think.
4. Encourage the children to think of ways to put a smile on someone's face. They could write down their ideas in the space on their Xstream sheet.

Smile!


Make as many squares and triangles as possible by drawing up to ten lines from point to point (horizontal, vertical or diagonal).

Draw a smiley face inside each complete square; for each triangle, draw a smaller smiley face. Score 1 point for a small face and 2 points for a large face.



When people are left out, they feel sad and lonely. Can you think of someone in your school, neighbourhood or church who feels this way?

Write or draw some ways in which you can help them to feel they belong. Could you invite them to church or a christian group so that they can find out about Jesus?



How many points did you score?

Answers for page 1:
Odd one out: W - the rest look the same upside down.
gloves - the rest are worn on feet, grandma - the rest are made; dog - the rest are the cat family.
Reason to belong: all are letters of alphabet, all are things we wear, all are members of a family, all are animals