



Junior Church

LESSON PLANS: 09-08-20

VISIT HARVESTCITY.ORG/JC FOR VIDEOS, LINKS AND RESOURCES

Content and activity sheets ©2018 Scripture Union

Family Fun

(All Ages)


Worship with hands

Activity time: 10–15 minutes

Aim: to praise Jesus

You will need: n/a

1. Invite the children each to draw around their hand on a sheet of paper. Say that when Jesus was on earth, he used his hands to do many things. Encourage them to write or draw on their hand outline something great that Jesus did.
2. Help everyone to cut out their hand outline.
3. Sing a worship song together with the word 'Jesus' in it. Every time they sing the word 'Jesus', encourage the children to hold up their cut-out hands to remember some of the things Jesus did.



Dolphins

(Age 3, F1 & F2)


Board game

Activity time: 10–15 minutes

Aim: to be aware of illness and healing

You will need: the board game from page 218 (or make your own on a large sheet of paper or a hard outdoor surface with chalk), stack of small cards with 1, 2 or 3 dots on them, counters

1. Copy the game board from page 218 or make your own. Draw 17 spaces and label them: 'Atishoo!'; 'Spots on your tummy'; 'Hot and sleepy'; 'Bump on your head'; 'Went to the doctor'; 'Earache'; 'Tummy ache'; 'Hurt finger'; 'Took medicine'; 'Went to hospital'; 'Stayed in bed'; 'Grazed knee'; 'Had a "get better" cuddle'; 'Runny nose'; 'Injection to stop you being ill'; 'Something in your eye'; 'Got better!'
2. Place the dotted cards face down, mix them up, choose one and move your counter forward that number of spaces. Read the words on the place where you land. Move on one more space if this has happened to you. Take it in turns to play so you all get better!



Sparkle isn't well today. She's made up a game for you to play. It's called...

Get better soon!

Start here

Felt hot and sleepy.

Ouch! Got a bump on your head.

Had spots on your tummy.

Atishoo! Got a cold.

Went to see the doctor.

Burnt your finger.

Got tummy ache.

Had earache.

Got better!

Had a 'get better' cuddle.

Went to hospital.

Took medicine to make you better.

Staged in bed all day.

Grazed your knee.

Had a runny nose.

Had an injection to stop you being ill.

Got something in your eye.


Finish

How to play.

Cut a postcard into four square pieces. Put dots on each piece like this:



Have a counter each. In turn, put the cards face down, mix them up, choose one and move your counter forward. Read the words on the space where you land. Move on one if this has happened to you.



Turtles Sharks

(Year 1 & 2)

(Year 3 & 4)


Spot the difference

Activity time: 15–20 minutes


Aim: to learn that Jesus showed us he is God by healing people

You will need: pictures from page 220 (attached)

1. Give a copy of page 220 to each child, and help them to find and circle six differences between the two pictures.
2. Once everyone has completed the spot the difference, look at the first picture together and ask the children questions. For example: 'Whose house do you think this is? Why is the lady in bed? How are the other people in the family feeling?'
3. Help the children to find Mark 1 in their Bibles and read verses 29 and 30a. If you have another leader or some strong readers among the children, ask them to read for you. Now ask the children the following questions: Who does the house belong to? (Simon and Andrew.) Who is the lady who is ill? (Simon's mother-in-law, the mother of his wife.) If Simon could change one thing in this picture, what do you think it would be? (His mother-in-law becoming well again.)
4. Tell the children that something did change at Simon's house. As they look at the second picture, invite a child or leader to read verses 30b–33. Ask the children the following questions: What has changed in the picture? Who has come to the house? (Jesus.) What has happened to the lady who was ill? (She is better.) Who made her better? (Jesus.) What is she now able to do? (Make the food and wait on them.) How do Simon and his family feel? (Happy.) What time of day is it? (Evening.) Why have all those other people come to the house? (To see Jesus.) What might be wrong with these people? (They are also ill.) Do you think Jesus will heal them too?
5. Invite a child or leader to read verse 34. Ask: 'Did Jesus heal the other people?' Explain that Jesus also got rid of the demons (evil spirits), but he wouldn't let them speak because they knew who Jesus was. Ask the children: Who is Jesus? (God's Son, special, powerful.) Why did he have the power to heal? (God gave it to him.) What difference does it make to know that Jesus is God? (He can help people in the Bible, and he can help and heal us today.)



Copyright © Scripture Union 2018



Bible story and chalk drawings

Activity time: 15–20 minutes

Aim: to be sure that Jesus has the power to heal

You will need: Xstream sheet 222 (attached), sheets of black paper, white and coloured chalks, quiet music (optional)

1. Ask the children to look again at the pictures on the Xstream sheet and notice the boy at the door. Invite the children to imagine that, after the event, the boy ran home to tell his family what had happened. Say that perhaps he drew a picture to show what it had been like at the house that day.
2. Find out if the children have ever seen a pavement artist at work. Explain that they draw straight onto the pavement or concrete with chalk. Invite the children to be pavement artists. Working in twos or threes, explain that their task is to draw a picture showing what the boy saw that day. Allocate them an area of pavement or concrete (a 'pitch') if you have any in your church grounds. Alternatively, give them sheets of black paper. Give chalks to each small group and encourage them to plan what they will draw before they start – each person in the group could work on a separate part of the picture. Allow up to ten minutes for this. When everyone has finished, admire each picture in turn and ask the pavement artists to explain what their picture is about.
3. Ask the children to sit quietly and look at the picture they have drawn. Encourage them to think about who is in the picture and to imagine what they might have said to each other. Now invite them to imagine themselves being there at the time, as bystanders. Find out what they might have said if they had been there. Encourage them to tell God their own thoughts about the story. What do they want to say to Jesus who showed such power?

What a difference



What has happened?
can you spot the differences
Jesus made?