



# Junior Church

**LESSON PLANS: 13-09-20**

VISIT [HARVESTCITY.ORG/JC](https://www.harvestcity.org/jc) FOR VIDEOS, LINKS AND RESOURCES

Content and activity sheets ©2018 Scripture Union


## Creative prayer

**Activity time:** 10–15 minutes

**Aim:** to ask for God's power to work in our lives

**You will need:** n/a

1. Ask the children to think about situations in their lives where they need God's power to help them, such as making friends with someone who is unpopular or being strong when they are tempted to lose their temper.
2. Invite them to write about or draw the situations they have thought of on sheets of paper.
3. Say together, 'All-powerful God, hear our prayers!' and toss the prayers into the air.
4. As the prayers fall back into the ground, say together, 'Thank you, God, that you will help.'



# Dolphins

(Age 3, F1 & F2)

---

## Using Bubbles

**Activity time:** 10–15 minutes

**Aim:** to see the spectacular power of God

**You will need:** Bubbles Sheet 19 (attached) copied back to back, Bonus Sheet E (attached), crayons, coloured paper and glue (optional)

1. Before the session, fold Bubbles Sheet 19 so that each child will have their own mini-book.
2. Read 'God shows his power' from Bonus Sheet E. Then give each child a folded Bubbles Sheet 19 with the 'front page' showing. Look at the picture together, finding King Ahab, the members of his court and Elijah. Ask the children if they can remember what happens in this part of the story. Read the words at the bottom of the picture.
3. Show the children how to open the mini-book to reveal the second picture. Again, recap the story using this picture and read the words. Repeat with pictures 3 and 4.
4. After looking at picture 4, ask the children if they can remember what happened to the altar when Elijah asked God to light the fire. Show them how to unfold and open out the mini-book to find out what happened. Look at the picture together. Can the children see what is missing? Point to the picture of Cara and Kris and read the words they are saying. Encourage the children to draw in the flames on Elijah's altar or glue pieces of flame-coloured paper to the Bubbles Sheet.
5. Find King Ahab and the priests: ask the children to describe how they look now. Their gods could not light the fire. Elijah did not light the fire himself, but God did! God showed them that he is God! How do the children react to this story?

# 19 Bubbles

God lit  
the fire!

Today's aim is to see  
the spectacular power of  
God!

1 Kings 18

We spend a lot of  
time and effort  
trying to explain  
who God is and what  
he does, but this  
Bible story takes  
us to a place where  
no explanation is  
possible.

Our human words and  
understanding cannot grasp  
the power and wonder of this  
mighty God – our God!

The Bible story is on  
**Bonus Sheet E.**



Make lots of flames  
with crayons, or glue  
on pieces of brightly  
coloured paper.

Photocopiable resource



Enjoy this Bible story again in **The Big Bible Storybook**, available from SPCK as a hardback, paperback or audio book. It is full of great Bible stories, told especially for young children, and features all your favourite **Bible Friends**.







**3** Elijah poured water on the wood!

Fold here first.



**4** Elijah asked God to light the fire.

Unfold the **Bubbles Sheet** to see what happened next.



**2** Elijah made everything ready for a fire.

Fold here second, to make a 4-page booklet.



**1** King Ahab did not believe in God's power.

Fold this **Bubbles Sheet** twice to make this the first page of the story-booklet.

**19**  
**Bubbles**  
God shows his power



## Elijah

**Storytelling is an art, but it is one that can be learned. Early years expert Judith Wigley writes:**

Acquiring storytelling skills takes time, effort and practice... The more we do it, the better we get. Here are some thoughts to get you started.

**DO keep it short.** Remember one minute for each year of a child's life is a useful guide. Most under-5s groups find that 3 to 5 minutes is ample. If your chosen story is longer, split it into two halves putting a song or rhyme in between.

**DO engage and involve the children in a story.** Invite them to make sounds (such as wind or waves), do actions (row the boat) or answer questions ("Where do you think the sheep went?").

**Use these stories with Big Sheets 17-20.**

### 17 God feeds Elijah

Elijah was one of God's friends. God gave him important messages to give to other people. One day, God said, "Elijah, I want you to go and see King Ahab."

King Ahab was a bad person. Elijah was very frightened. He knew the king would get angry when he heard God's message. "King Ahab," Elijah said, "I have come to tell you that there will be no more rain until I say so. There will not even be any dew on the grass in the mornings."



### 18 God helps a family

When the stream had dried up, God wanted Elijah to move into a town. "I have asked a woman there to look after you," he said. Elijah found the woman gathering sticks of wood to make a fire. "Please would you bring me a cup of water to drink and some bread to eat?" Elijah asked her.

Every day, friendly, big, black birds swooped down. They carried pieces of bread and meat for Elijah in their strong beaks. God provided everything Elijah needed.

1 Kings 17:1-7



"I'm sorry," the woman answered, "but I've only got a handful of flour and a little olive oil. I'm going to make a fire and bake one loaf for me and my little boy, and then we will have nothing else left to eat."

Elijah said, "I promise you everything will be all right. Go home, make some bread and give me a small piece of it. God has promised that you will always have enough flour and oil to make more bread. He will never let you and your son go hungry." And God did make sure they had enough food to eat.

1 Kings 17:8-16



### 20 God speaks to Elijah

Queen Jezebel was angry. She wanted to hurt Elijah. So he ran away and hid in a cave on a mountain. "What are you doing here?" God asked.

"I'm unhappy," Elijah replied. "I've always tried my best to obey you, but other people don't want to worship you like I do. Some of them even want to hurt me."

"Go outside the cave," God told Elijah. "Stand on the mountain. I want you to see that I'm here with you." Elijah waited. Suddenly, there was a strong wind. Rocks began to move. But Elijah did not see God. Then the ground began to shake. But Elijah did not see God.

Elijah felt a gentle breeze blowing all around him. He covered his face with his cloak. Elijah knew God was with him. He was sure God understood why he was unhappy. Then Elijah listened as God promised to help him.

1 Kings 19:1-18




1 Kings 18



Enjoy these Bible stories again in **The Big Bible Storybook**, available from SPCK as a hardback or audio book. It is full of great Bible stories, told especially for young children, and features all your favourite **Bible Friends**.

**Photocopiable resource**



# Turtles Sharks

(Year 1 & 2)

(Year 3 & 4)

---

## Speech bubbles

**Activity time:** 15–20 minutes

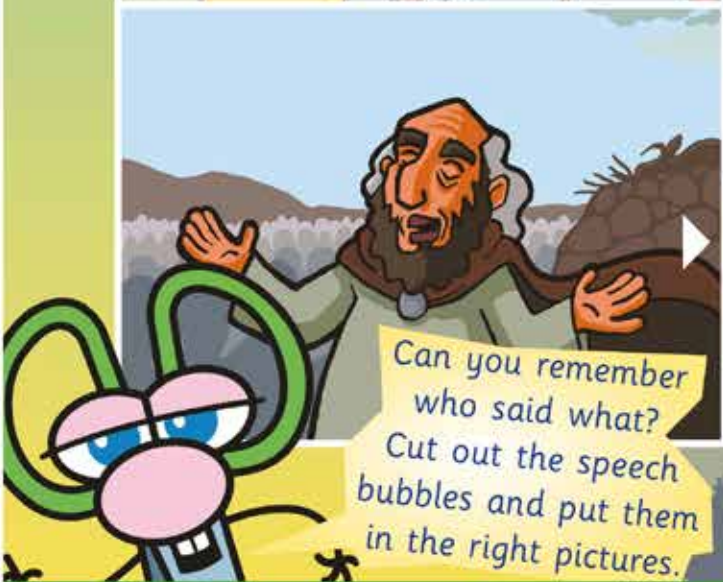
**Aim:** to respond to our all-powerful God

**You will need:** Splash! pages 130 and 131 (attached)

1. Give out copies of the Splash! sheet from page 130 and encourage the children to complete the cartoon story of Elijah by cutting out and sticking the speech bubbles in the correct places.
2. Give everyone a copy of the Splash! sheet from page 131 and invite them to write or draw a prayer, telling God how they feel about him, in today's speech bubble.
3. Encourage them to take it in turns to say their prayer out loud now.
4. Suggest that the children write or draw a prayer each day this week in one of the speech bubbles, and say it out loud to God.



# Splash!



Can you remember who said what? Cut out the speech bubbles and put them in the right pictures.



He's mad!

The Lord is God!

This is all **your** fault!

Choose!

Answer us, Baal!

Please, God, show your power.



Sunday

Monday

Tuesday


Wednesday

Thursday

Friday

Saturday

What  
would you like to  
say to God?



# Stingrays

(Year 5 & 6)

---

## Xstream

**Activity time:** 10–15 minutes

**Aim:** to pray to our all-powerful God

**You will need:** Xstream sheet 133 (attached)

1. Look together at the Xstream sheet from page 133 and read what different people say about God's power.
2. Challenge them to think how they would answer if someone stopped them in the street and asked them what they think of God's power. Give out paper and pens so that, if they want to, they can write or draw what they want to say.



# What do you think about God's power?

"I need to remember to leave things to God and trust in his power. He knows best and he can do anything."

"I don't think anybody could be better or more powerful than God, but I'm not just saying that because he's God already."

"Well ... when I think of God's power, I think of a song that goes like this: 'My God is so big, so strong and so mighty, there's nothing that he cannot do.' Do you know it?"

"Death is powerful, but God is more powerful."

"I didn't think orange went with purple, until I saw the sunset God made last Tuesday evening. That was cool!"

