




Junior Church

LESSON PLANS: 14-02-21

VISIT HARVESTCITY.ORG/JC FOR VIDEOS, LINKS AND RESOURCES

Content and activity sheets ©2018 Scripture Union



Family Fun

(All Ages)


Xstream

Activity time: 5–10 minutes

Aim: to think about how we feel when we go to new places

You will need: copies of the Xstream sheet from page 46

1. Invite the children in your group to complete the Xstream sheet from page 46.
2. As the children work out the names of the different countries, ask them if they've ever been to another country. Encourage them to take it in turns to talk about how they felt before and after they went there.
3. Say that, in today's story, Jacob went to Haran, which was a long way from his home, and he stayed there for 20 years!



Dolphins

(Age 3, F1 & F2)

Cara's day


Activity time: 10 minutes

Aim: to know that God is with us in new places

You will need: pictures of Cara from page 55 (or a toy character), crayons

1. Give each child a blank sheet of paper and one copy of Cara from page 55. Tell the children that Cara has just got up and is ready for an exciting day. Encourage the children to tell you what Cara might do when she gets up – perhaps get dressed, clean her teeth or have breakfast.
2. Explain to the children that now Cara is ready she is going somewhere new. Where could that be? Encourage the children to suggest different places and talk about what Cara might do there.
3. Ask the children to draw pictures of Cara's adventures. They could move their copy of Cara around the page. Continue talking to them about the new places she is going to, as they do this. Ask the children how Cara feels.
4. Look at the pictures together. As you look at each one say, 'God is with Cara as she goes to...'





Turtles Sharks

(Year 1 & 2)

(Year 3 & 4)

Plane thanks

Activity time: 10–15 minutes

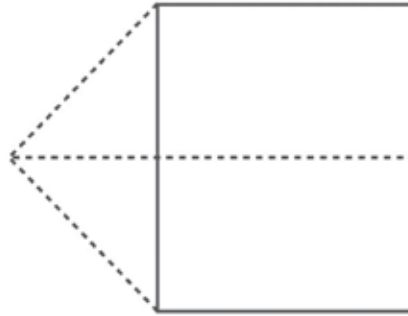
Aim: to thank God that he is with us in new places

You will need: instructions from page 49

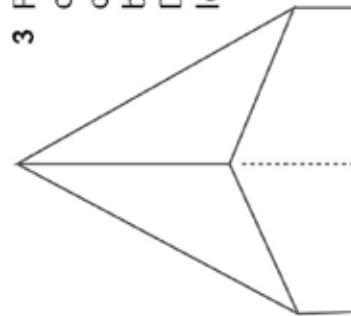
1. Remind the children of how God was with Jacob. Ask if any of them have ever travelled to a new place in an aeroplane.
2. Help the children to make aeroplanes using the instructions on page 49. Ask them to add the name of a new place they may hope to visit on to one wing of their aeroplane, and to draw a picture of themselves on the other wing.
3. As the children launch their aeroplanes, encourage them to thank God that he is with them even in new places. (Make sure that the launch area is free of other children!)



1 Fold an A4 sheet of paper in half lengthways. Open it out again. There'll be a crease in the centre.



2 Fold the top corners diagonally down towards the crease.




3 Fold the right hand corner down to the crease, about 45mm below the first turnover. Do the same to the left corner.



4 Now fold the sheet in half lengthwise, with the flaps on the outside.



5 Finally, fold down the wings at an angle so that they rise up at the rear of the plane (as shown). Now you are ready to fly!



Stingrays

(Year 5 & 6)

Postcards

Activity time: 10–20 minutes

Aim: to think about what Jacob discovered

You will need: blank postcards

1. Give each child a postcard and encourage them to imagine they are Jacob living in Haran. Ask them to write a postcard to their mum back home, telling them how God has been with them while they've been away in Haran.
2. Suggest to the children that they could also decorate the front of their postcards with an image from the story, perhaps of the angels going up and down the ladder in Genesis 28, or the weddings.
3. Encourage them to keep the cards safe to remind them of how God is always with his people.