



Junior Church

LESSON PLANS: 14-06-20

VISIT [HARVESTCITY.ORG/JC](https://www.harvestcity.org/jc) FOR VIDEOS, LINKS AND RESOURCES

Content and activity sheets ©2018 Scripture Union

Family Fun

(All Ages)


Waiting

Activity time: 5–10 minutes

Aim: to understand what it feels like to 'wait' for something to happen

You will need: an audible timer (such as a kitchen timer, mobile phone or digital alarm)

1. Describe what it was like for Abraham and Sarah waiting for God to do what he said he would do. God said they would have a new family. They went to a new place to live. Many years passed but they still did not have a child. They waited and waited and thought they were too old to have children. God sent them a message to say Sarah would have a baby. They waited. And then the baby was born. They waited a long time and God did keep his promise.
2. Ask the children if they can 'wait'. Can they wait for a whole minute, without speaking or moving? Ask them to sit very still and quiet while you set the timer for one minute. Can they do it?!



Dolphins

(Age 3, F1 & F2)

Using bubbles


Activity time: 10–15 minutes

Aim: to explore the way God kept his promise to Abraham and Sarah

You will need: Bubbles sheet 39 (attached)

1. Abraham and Sarah live in a big tent. One day, three men come to visit. Sarah stays in the tent, making bread for them. Abraham gets them meat and yogurt to eat with the bread. He sits in the shade of the trees and talks with the men. They are messengers from God. One man asks, 'Where is Sarah?' 'She's in the tent,' Abraham replies. 'Sarah will have a baby soon,' says the man. Sarah is listening. 'I'm too old to have a baby,' she laughs to herself. The man knows what Sarah is thinking. 'Why is Sarah laughing?' he asks. 'Why does she think she's too old to have a baby? God can do anything! In nine months' time, Sarah will have a baby!' And that's just what happens.
2. One, two, three, four, five, six, seven, eight, nine months later Sarah does have a baby boy. Sarah says, 'God has made me very happy. He has given us this baby boy.' Abraham and Sarah call their new son 'Isaac' and Abraham gives a big party. They are so happy. Now everyone knows that God has done what he said he would do: God has given Abraham a son and his family is getting bigger!
3. Compare the two scenes at the beginning and end. What has happened to make Abraham and Sarah so happy?





Turtles Sharks

(Year 1 & 2)

(Year 3 & 4)

Matching game

Activity time: 10–15 minutes

Aim: to remember God's promises to Abraham

You will need: Splash sheet 42 (attached)

1. Give each child a picture and a promise card from page 42, but not ones that match.
2. Invite the children to read out their promise cards, or hold them up while you read them out. Challenge them to move around the room and do a swap with whoever has the matching picture for their promise.
3. Bring them back together to show their promises with their pictures, and say that today they will hear how one of these promises came true.

**I will give you
all the land that
you can see.**



**I will make your
descendants into
a great nation.**

**I will give you
more descendants
than grains
of sand.**




I will bless you.



**You and Sarah
will have a son.**

**Your family will
be as big as the
number of stars
in the sky.**





Promise tubes

Activity time: 10–30 minutes

Aim: to remember God's promises to us

You will need: Xstream sheet 44 (attached), snack tubes (or other pots/jars/tubes)

1. Give each child a snack tube and lid (for example, mini crisp tubes) and a copy of the promises on page 44, cut into strips. Read the promises and chat about difficult times when these promises might be remembered.
2. Give each child a sheet of paper; help them cut it to fit around their tube. Encourage them to draw or write some of the situations when they might need to remember God's promises. Invite them to put the promises in their tubes. Add other Bible promises that might help them.
3. Invite them to choose one promise and glue it onto the outside of the tube. Encourage them to do this each day this week, so that gradually their promises cover the situations on the tube. Give them extra copies of the promises to restock their tube.

“I will always be with you; I will never abandon you.” Joshua 1:5

“Call to me, and I will answer you.” Jeremiah 33:3

“You will seek me, and you will find me because you will seek me with all your heart.”
Jeremiah 29:13

“Come to me, all of you who are tired from carrying heavy loads, and I will give you rest.”
Matthew 11:28

“For God loved the world so much that he gave his only Son, so that everyone who believes in him may not die but have eternal life.” John 3:16

“He supplies the needs of those who honour him; he hears their cries and saves them.”
Psalm 145:19

“Leave all your worries with him, because he cares for you.” 1 Peter 5:7

“His Spirit fills us with power, love, and self-control.” 2 Timothy 1:7

“As far as the east is from the west, so far does he remove our sins from us.” Psalm 103:12

“Trust in the Lord with all your heart. Never rely on what you think you know. Remember the Lord in everything you do, and he will show you the right way.” Proverbs 3:5,6

“Listen! I stand at the door and knock; if anyone hears my voice and opens the door, I will come in and eat with them, and they will eat with me.” Revelation 3:20

“Come near to God, and he will come near to you.” James 4:8