



Junior Church

LESSON PLANS: 17-05-20

VISIT [HARVESTCITY.ORG/JC](https://www.harvestcity.org/jc) FOR VIDEOS, LINKS AND RESOURCES

Content and activity sheets ©2018 Scripture Union

Family Fun

(All Ages)


Obstacle Course

Activity time: 10–20 minutes

Aim: to think about having faith in someone

You will need: blindfolds, slices of peeled apple and potato, cups of juice, cups of cold tea

1. Before the session, set out an obstacle course. At the end of the course place items of food and drink. (Be aware of hygiene and allergies.)
2. Divide the group into pairs, and blindfold one of each pair. Encourage the sighted children to help their blindfolded partners to avoid the obstacles then to identify which food will be good to eat.
3. Ask what it felt like to put their faith in someone else who has power to help them. Say that people put their trust in Jesus because they saw he had power to help them.



Dolphins

(Age 3, F1 & F2)





Make a book

Activity time: 10–15 minutes


Aim: to learn that Jesus can heal people who are ill

You will need: Bubbles Sheet 193 (attached), paper, hole punch and ribbon or stapler

1. Give out six sheets of paper to each child to assemble into a book. While you are working together, talk them through the story so they become familiar with what they are seeing.
2. Encourage the children to cut out the four Bible story pictures from page 193, colour them in and glue each one to a sheet of paper.
3. Invite them to put these pages in order and add an extra sheet of paper front and back to make a cover. (Decorate these, if you have time.) Staple them together along the top or left edge, or make holes and tie the pages with ribbon.
4. The children can use these books to tell each other the Bible story and turn the pages during any Bible time activity.
5. To extend this activity, invite children individually to tell you what each picture shows and write their own words on the page for them.



© Scripture Union 2018



Turtles Sharks

(Year 1 & 2)

(Year 3 & 4)


Drama and prayer

Activity time: 10–15 minutes

Aim: to remember and thank Jesus that he has the power to heal

You will need: Splash sheet 36 (attached)

1. Think together of the things the man in the story could not do while he had leprosy. For example, he couldn't feel soft fur as he stroked an animal, or perhaps even pick things up.
2. Then encourage the children to think of his life afterwards: all the things he could do when he was well again.
3. Invite them to make up 'before' and 'after' dramas. At the end of each pair of scenes, say together, 'Thank you, Jesus, that you had the power to heal.'
4. Remember together that Jesus can still heal people who are sick or hurting in other ways. Have a few moments to think of people you know who need healing. Then say together, 'Thank you, Jesus, that you have the power to heal.'



Bible Story

Activity time: 10–20 minutes

Aim: to discover more about our powerful God and explore our response to him

You will need: Xstream sheets 192, 193 and 194

1. Read the Bible

Make sure you have enough Bibles for every child to see one. Look up Matthew 8:1–4, giving the children any necessary help finding the Bible verses. If you have confident readers in your group, encourage two volunteers to read two verses each; otherwise invite another leader to read. The children may have heard stories of Jesus healing people before, but what is their immediate reaction to this one? What do they think about what Jesus did? If you have not yet explored in this session what leprosy is, use the feature on the Xstream sheet on page 192 now.

2. Exploring feelings

Look at Sheet 193. Encourage the children to work individually, reading through the story, filling in emoji to represent what they would be feeling at each point if they had been there. Working on their own will allow the children to think about their own feelings, without being swayed by what others have put. Help any children who are struggling with reading, or with imagining their way into the story. Provide a few pointers, such as: 'If someone who wasn't very popular went to talk to your friend, what would you think?' or 'What would you feel like if you saw someone touching someone else's arm, which was covered in sores?' When everyone has finished, go through the story and discuss what the children have drawn. Did they draw any different emoji? If the children come up with different feelings, invite them to explain their reasoning.

3. Solve the puzzle

Look at the puzzle on the Xstream sheet on page 194. Encourage the children to crack the code to reveal two statements: 'If you want to, you can make me clean' and 'I do want to'. Which two people said these things? (Check back in the Bible, if you need to.) Encourage the children to say what they think about the faith of the man with leprosy, that he knew Jesus' power could heal him. Would they have been so confident? What does Jesus' reply mean to them? Jesus had the power to help the man, and he did so. Encourage the children to write their own prayer to Jesus in code.

What is leprosy?



Leprosy in Bible times - what they thought then

Lots of skin diseases were referred to as "leprosy". Anyone who suffered from "leprosy" was thought to be unclean. People with leprosy had to stay away from other people and live on their own. They had to shout, "Unclean, unclean!" to warn people when they were coming. People with leprosy were separated from their family and friends. They couldn't work to make any money.

cure:
unknown

Leprosy in our times - what we know now

Leprosy is a disease caused by infection from a germ. Leprosy damages nerves, which means sufferers cannot feel pain. People sometimes stay away from other people with leprosy as they are afraid of catching the disease. Leprosy affects over 4 million people in the world. Organisations like The Leprosy Mission help people with leprosy. The only other creature that can get leprosy is the armadillo!

cure:
tablets

Find out more at www.leprosymission.org.uk

Emoji story



Draw an emoji on the blank face on each of the pictures to show how you would have felt if you had been there.

1

"I had been a long, hot day and the crowd who were following Jesus were quite exhausted."



"One man had been waiting all day to see Jesus, but he had a dreadful skin disease, called leprosy, and he knew that the crowds would not want him anywhere near them."



2

"I do want to be clean! The crowd couldn't believe what was happening. Jesus reached out and touched the man."



3

"Immediately, the man's skin became clean and smooth. The crowd were amazed."



4

"Go straight to the priest. Let him look at you and tell everyone that you are cured. Then go to the Temple and make a thank offering to God."



5

"Suddenly the man with leprosy pushed his way into the middle of the crowd. The people were shocked and disgusted."



6















"Thank you, Jesus! I do just as you say." The people in the crowd were glad that this man was better, and they waved him goodbye.


























7

Coded Speech

can you crack this code?

												
A	B	C	D	E	F	G	H	I	J	K	L	M
												
N	O	P	Q	R	S	T	U	V	W	X	Y	Z

check your answer in Matthew 8:2,3.

Use the code to write your own prayer to Jesus.

Blank space for writing a prayer to Jesus.