




Junior Church

LESSON PLANS: 18-04-21

VISIT [HARVESTCITY.ORG/JC](https://www.harvestcity.org/jc) FOR VIDEOS, LINKS AND RESOURCES

Content and activity sheets ©2018 Scripture Union



Family Fun

(All Ages)


Psalm praise

Activity time: 5–10 minutes

Aim: to understand the consequences of our actions

You will need: n/a

1. Divide the children into groups of two or three (if you have a small group, ask the children to work individually). Give each group a sheet of paper and a pen.
2. Ask each group to write the name of a famous person at the top of the paper. Then invite them to fold over the top of the paper so that the name is hidden and pass their paper on to the next group. Now encourage each group to write on the sheet of paper they have just received where the famous person went, before folding it over and passing it on.
3. Continue in the same way until each group has added, in turn: a famous person; where they went; why; what they did; what they said; what the consequence was.
4. At the end, enjoy reading out the story on each sheet together.



Dolphins

(Age 3, F1 & F2)

Praying

Activity time: 5 minutes

Aim: to be assured that God will help us to be brave

You will need: n/a

1. Teach the children this shout, reminding them that God said these words to his helper, Joshua. Practise saying it softly, loudly and in a normal voice: Don't ever be afraid! Don't ever be afraid! I am here to help you. Don't ever be afraid!
2. Ask the children if they sometimes have to do new things, like Joshua did. Perhaps they are starting nursery or going to a new childminder or going to 'big school'. How do they feel about that?
3. Explain that Joshua was excited to be God's helper, but he was a bit scared too. God told him not to be afraid and promised to be with him and help him. God promises that to each one of us too.
4. Pray for each child, using the words of the shout: 'Ellie, God says to you, "Don't ever be afraid!"...'

God is everywhere!

Storyteller Bob Hartman offers these storytelling tips:

“Think about who the main characters are. In a 5 to 10 minute story, you won’t have time for a cast of thousands (unless you are using your audience as a crowd). You will need to concern yourself with the main characters — with what they want (ie how they relate to the problem) and with who they are (here again, there is little time for in-depth, character analysis — find a phrase or two to describe each character and then use that as your guide to developing a voice, facial expression or posture to convey who they are).”

Use these stories with **Bubbles Sheets 10–13**.

10 Joshua leads the way

Joshua was talking to God.
“What shall we do now that Moses has died?” he asked.
“We have no leader.”
God told Joshua, “You will be the leader.”
Joshua was afraid. “Me?” he asked.
“Yes, you will be the leader,” replied God. “Don’t be afraid and don’t give up. You will take the people into their new land. They will settle down, build houses and be happy there.”
“Do you really mean me?” asked Joshua.
“Yes, you will be the leader,” replied God. “I promised my people this new land and you will take them there. Be strong and brave.”
“Are you sure you want me?” asked Joshua.
“Yes, you will be the leader,” replied God. “I will be with you all the time. I will be there to help you.”
Joshua thought about it.
“I don’t need to worry if God is with me,” he said to himself.
Joshua 1:1–9

11 Joshua makes plans

Joshua sent some men to find out about the land God had promised them. The men went to the house of a woman called Rahab in Jericho.
But the King of Jericho wanted to get rid of them. Rahab kept the men safely hidden under some straw on the roof so the king could not find them.
“Why did you help us?” asked the men.
“I believe that God will give you this new land. Now I have been kind to you. Will you be kind to me too?”
“Yes, we promise we will keep you safe,” said the men. “You kept us safe, so we will keep you safe.”
And they did.
Joshua 2



12 Over the river

Joshua told the people, “We are going into the new land that God has promised. When you see the priests carrying God’s special box, it will be time to go.”
“How will we get across the river?” the people asked. “It’s so deep and wide!”
Joshua said, “Our God, the God who made the whole earth, will help us. When the priests step into the water, the river will stop flowing and we’ll all get across safely.”




Everyone got ready to travel and stood watching to see what would happen. Would God be able to help them get across the deep, wide river?
The priests lifted God’s special box. The people started to follow. The priests stepped into the river. The water stopped flowing! So everyone, grown-ups, children and animals crossed the river safely. God had helped them!
Joshua 3:1 – 4:9



13 The walls of Jericho

Jericho was a big city with strong walls around it. “We’ll never get into our new land,” people thought. “Jericho stands in the way.”
But God told Joshua, “I can make the strong walls of Jericho fall down. I am powerful enough to do anything.” Joshua told seven priests to carry God’s special box and blow trumpets too. Soldiers led the priests around the strong walls of Jericho. Other soldiers followed them.
So they walked around the strong walls of Jericho every day for six days.
On the seventh day, they walked around the walls seven times while the priests blew their trumpets.
Joshua said, “The walls of Jericho are strong, but God is powerful. Blow the trumpet! Shout as loudly as you can!” The trumpets blew! The soldiers shouted! The strong walls of Jericho fell down! God was powerful enough to make the strong walls of Jericho tumble down!
Joshua 6:1–20



Turtles Sharks

(Year 1 & 2)

(Year 3 & 4)

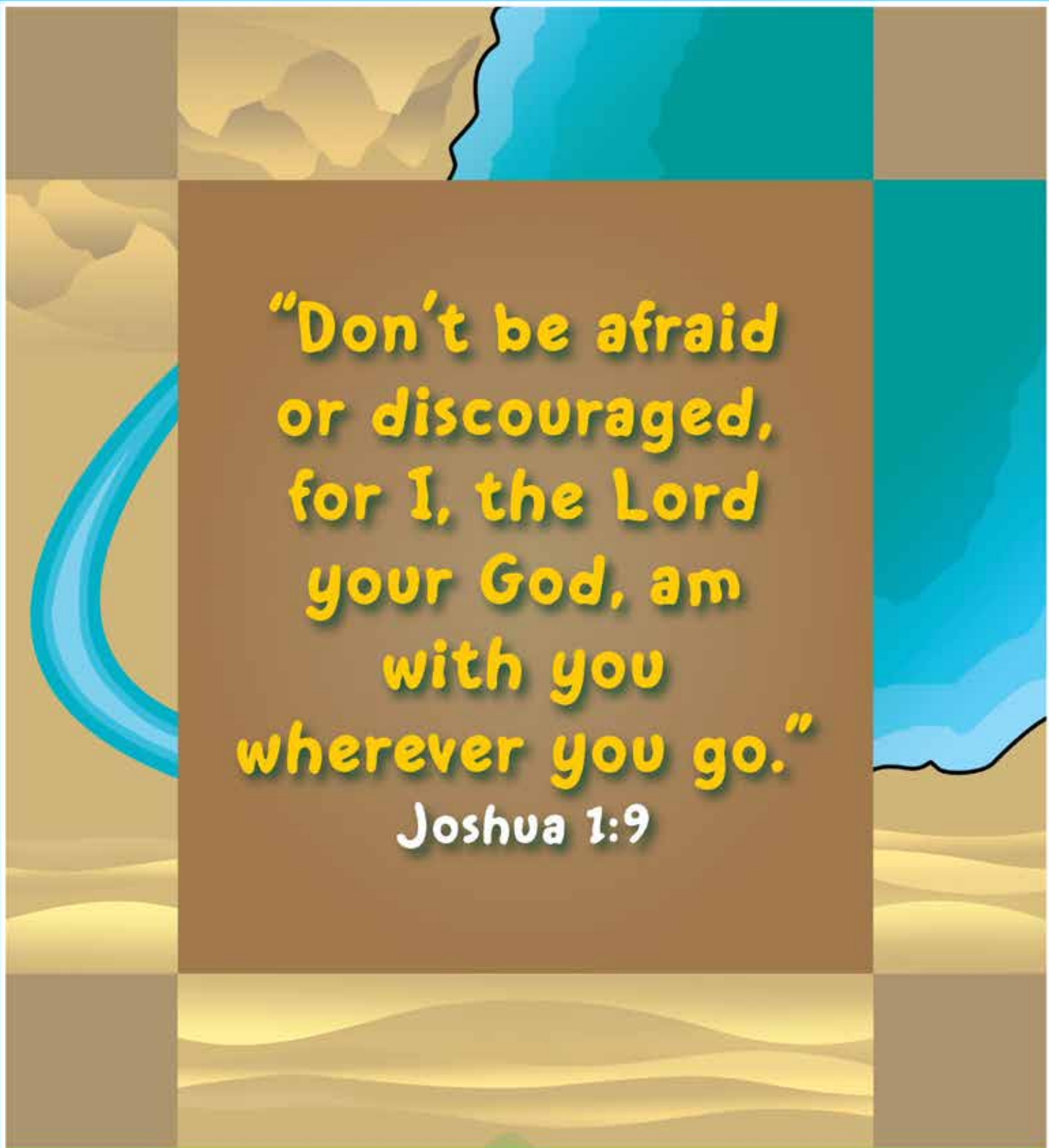
Wear and remember

Activity time: 10–15 minutes


Aim: to remember that God is with us wherever we go

You will need: copies of the Splash! sheet from page 80, string

1. Explain to the children that they are going to make a wristband with different coloured beads representing places where God is with us. They can use it to remember God is always with them to help them.
2. As they cut out the coloured strips from the Splash! sheet, ask them to think about some places where God is with them, and to choose a colour to represent that place.
3. Glue and then roll the strips of paper into bead shapes, then thread them on to 20 cm lengths of string. (Older children might like to cut the strips at angles to make the beads different shapes.)
4. Encourage them to put the wristbands on, and then recap with them what each colour represents.



**“Don’t be afraid
or discouraged,
for I, the Lord
your God, am
with you
wherever you go.”**
Joshua 1:9



Interactive Bible story

Activity time: 10–15 minutes

Aim: to expect great things when we follow God's call

You will need: copies of the Xstream sheet from page 77

1. Give each child a copy of the Xstream sheet from page 77.
2. Read Joshua 1 from their Bibles.
3. Challenge them to answer the multiple choice questions there.

what about you?



What God wanted Joshua to do was...

- A difficult, but he had God with him to help him.
- B something he could do with his eyes closed.
- C easier than anything he'd done before.

What God wants me to do will be...

- A difficult, but I have God to help me.
- B something I could do with my eyes closed.
- C easier than anything I've done before.

God told Joshua to be brave and strong...

- A because he was on his own.
- B because Moses was brave and strong.
- C because God's power was with him.

God tells me to be brave and strong too...

- A because I'm on my own.
- B because God's power is with me.
- C because the Bible says so.

When God told Joshua what to do, did he...

- A grumble and complain?
- B agree and obey?
- C laugh and joke?

When I follow God, do I...

- A grumble and complain?
- B worry?
- C agree and obey?