




# Junior Church

**LESSON PLANS: 21-02-21**

**VISIT [HARVESTCITY.ORG/JC](http://HARVESTCITY.ORG/JC) FOR VIDEOS, LINKS AND RESOURCES**

Content and activity sheets ©2018 Scripture Union



# Family Fun

(All Ages)


## Play fights

**Activity time:** 5–10 minutes

**Aim:** to think about making up

**You will need:** play people

1. Say that today's story is about two brothers, who had had a big fight, meeting again after a long time.
2. Invite the children to make up a story with the play people about a fight between brothers or sisters and how they became friends again.
3. Tell the children that God wants us to forgive each other, even if the things someone has done to us are bad. We can forgive other people because God forgives us for all the wrong things we do and say.



# Dolphins

(Age 3, F1 & F2)

---


## Prayer picture

**Activity time:** 10 minutes

**Aim:** to know that God is with us when we are with our families

**You will need:** crayons, paper

1. Give everyone a piece of paper and provide a selection of crayons. Ask the children to draw a picture of all the people in their family including themselves. As they do this, talk to them about who is in their family.
2. Look at the pictures together and comment that something is missing. Remind the children that God is with us when we are with our family. Help them to write the word 'God' on their picture as a reminder of this.
3. As you look at the pictures, pray together, 'God, you are with us when we are with our families. Thank you that you are always there.'



# Turtles Sharks

(Year 1 & 2)

(Year 3 & 4)

---


## Drawing

**Activity time:** 10–15 minutes

**Aim:** to thank God that he is with us

**You will need:** crayons, paper

1. Give each child a sheet of paper and help them to draw around their hand. Explain that this represents a picture of God's hand.
2. Ask the children to draw themselves and their friends and families inside the hand, to symbolise the fact that God is always with them (be sensitive to children with a complicated family situation). Encourage them to write 'In God's hand' at the top of their sheet.
3. Either when they have finished or while they are drawing, say a short prayer for each child (by name). Thank God that he cares for them and that he is always with them. Invite them to say a similar prayer for the people they have drawn.
4. Encourage them to use their pictures at home to pray for the people they have drawn and their relationships with them.



# Stingrays

(Year 5 & 6)

---

## Ouch?

**Activity time:** 5–10 minutes

**Aim:** to know that God is with us in difficult relationships

**You will need:** crayons, paper

1. Invite the children to draw the outline of a person on a sheet of paper (or a stick figure with space around it).
2. Give the children time to think about what they have heard about Jacob – facing what he had done, meeting God and facing someone he was afraid of. Encourage them to write their thoughts or a prayer in their person outline or around their stick figure.
3. Remind the children that sometimes it's right to stand our ground, as Jacob did at the river. Sometimes, like Esau, we need to take the first step in forgiving someone. And sometimes, like Jacob, we need to get to a safe place and ask for help. Pray together as a group for God's help with relationships in the coming week.