




Junior Church

LESSON PLANS: 21-03-21

VISIT [HARVESTCITY.ORG/JC](https://www.harvestcity.org/jc) FOR VIDEOS, LINKS AND RESOURCES

Content and activity sheets ©2018 Scripture Union



Family Fun

(All Ages)

Make a chooser

Activity time: 10–20 minutes

Aim: to remember that God loves us and wants us to choose to follow him

You will need: Splash! sheet from page 208

1. Help everyone to cut out and make the chooser on the Splash! sheet from page 208. Some children may need help folding the chooser.
2. Discover together how these work. Find today's day and open the chooser once for each letter in that word. For example, M-O-N-D-A-Y would be six times. Choose a colour from inside the flaps, and move in and out once for each letter in the colour. Choose a colour again, and lift the flap to find a tip for the day. Encourage the children to practise working their chooser, and to use it every day at home this week.



Instructions


- 1 Cut along the green line to make a square.
- 2 Turn the square over so the words are underneath.
- 3 Fold all the corners into the middle.



- 4 Turn paper over and do the same again.
- 5 Fold the square into quarters then open and gently slip your first fingers and thumbs into the pockets formed on the back (where the days of the week are).



<p>Wednesday Wednesday</p>	<p>Brown Follow Jesus - tell someone about Jesus' love.</p>	<p>Red Follow Jesus - pray for your family.</p>	<p>Friday</p>
<p>Orange Follow Jesus - sing a worship song to him.</p>		<p>Blue Follow Jesus - help at home.</p>	
<p>Yellow Follow Jesus - pray for your teacher.</p>	<p>Green Follow Jesus - pray for a friend.</p>		
<p>Monday Tuesday</p>	<p>Pink Follow Jesus - learn a Bible verse.</p>	<p>Purple Follow Jesus - be kind to someone at school.</p>	<p>Saturday Sunday</p>



Dolphins

(Age 3, F1 & F2)


Friends rhyme

Activity time: 5 minutes

Aim: to emphasise that Jesus wants everyone to be his friend

You will need: n/a

1. Remind the children that Jesus loved the rich man and wanted him to be his friend. Jesus wants us all to be his friends too.
2. Customise this rhyme to suit your own situation. Encourage everyone to join in with, 'Jesus wants to be your friend!' Try repeating the rhyme and, this time, clap four beats as you say the responsive line. All the people in the world – Jesus wants to be your friend! All the people in (your country) – Jesus wants to be your friend! All the people in (your town) – Jesus wants to be your friend! All the people in (name of your church) – Jesus wants to be your friend! All the people in (name of your group) – Jesus wants to be your friend! Thank you, Jesus, thank you, Jesus, That you want to be our friend!
3. You might like to ask individual children, 'Does Jesus want to be your friend?'



Turtles Sharks

(Year 1 & 2)

(Year 3 & 4)

Splash!

Activity time: 10–15 minutes

Aim: to have a chance to choose to love Jesus most

You will need: Splash! sheet from page 207

1. Give each child a copy of the Splash! sheet from page 207 and invite them to draw themselves in the circle labelled 'Me'.
2. Next go through each question with them, encouraging them to draw their lines of hearts to show the correct answer. If they struggle, you can read part of the story again to help them discover the answers for themselves.
3. If children draw a line to choose to love Jesus most, ask them what they think this might mean for them.
4. Explain that we don't all have to sell everything, but Jesus wants to be the most important thing in our lives. How might they make sure he is? (You could suggest that they make sure they talk to him every day or read his Word, the Bible.)

Splash!

Jesus



Jesus loved the rich man.
Draw a line of hearts
from Jesus to another
thing he loves.



Rich man



What did the rich man
choose to love most?
Draw a line of hearts
from him to it.

Money and things




Me



Draw
yourself
here.



What do you choose to
love most? Draw a line of
hearts from you to it.



Stingrays

(Year 5 & 6)

Xstream

Activity time: 5–10 minutes

Aim: to think about making choices

You will need: copies of the Xstream sheet from page 205

1. Give each child a copy of the Xstream sheet from page 205 and ask the children to answer the questions.
2. See if other members of your family have the same answers. Discuss any differences.

What would you do?



Answer these questions by putting a circle around the answer that is closest to how you feel.

If your best friend needed some money, would you:

- a give them the money if you had it?
- b lend the money if you had it?
- c not provide the money and suggest they talk to their parents?

If your best friend had lost their favourite T-shirt and you had the same one, would you:

- a avoid wearing it so as not to hurt their feelings?
- b suggest that one of their other T-shirts is better than the one they have lost?
- c avoid wearing yours so they don't mistakenly think that it's theirs?



If your best friend forgot their trainers for PE, would you:

- a lend them your pair?
- b suggest they go home at lunchtime to get them?
- c suggest they ask the teacher if they can find some trainers from the lost property box?

Now add up how many "A" answers you have, how many "B" answers and how many "C" answers.

If most of your answers are "A", you are a warm-hearted person and your possessions aren't very important to you. You could ask God to help you to be generous.

If your best friend forgot their lunch tokens for the school canteen, would you:

- a use your tokens to get them some lunch?
- b lend some of your tokens for them to pay you back tomorrow?
- c suggest they see the canteen staff?

If most of your answers are "B", you are a practical person. You could pray that God would help you to do the right thing with your friends.

If most of your answers are "C", then you are quite a logical thinking person. You could pray and ask God to help you to be kind and caring towards your friends.