



# Junior Church

**LESSON PLANS: 22-11-20**

**VISIT [HARVESTCITY.ORG/JC](https://www.harvestcity.org/jc) FOR VIDEOS, LINKS AND RESOURCES**

Content and activity sheets ©2018 Scripture Union

# Family Fun

(All Ages)

---


## Twenty questions

**Activity time:** 10–15 minutes

**Aim:** to remember God's awesome deeds

**You will need:** n/a

1. Challenge a child to think silently about an awesome or amazing thing God has done (encourage them to whisper their idea to you, to check that it is suitable).
2. Invite the other children to take it in turns to guess what it is by asking up to 20 questions that can only be answered with 'yes' or 'no'.
3. The child who guesses correctly could have the next turn. (You could keep a score by recording how many questions it takes to guess.)
4. Explain that today they will learn more about how awesome God is.



# Dolphins

(Age 3, F1 & F2)

---


## Glittering faces

**Activity time:** 5–10 minutes

**Aim:** to enjoy God being with us

**You will need:** paper plates with eyeholes cut out, glue, glitter, shiny 'scraps', coloured wool, mirrors

1. Give everyone a paper plate and let them draw their own features.
2. As they do so, explain that when Moses saw God, Moses' face became so bright that no one could look at it. We are going to make bright faces now too.
3. Let the children stick on coloured wool for hair. Use glitter pens, or glue and glitter to make these faces shine and sparkle, a bit like Moses' face might have done after he had seen God.
4. Show the children how to hold the paper plate mask in front of their own faces. Encourage them to look in the mirror and see how bright and shiny they are!
5. Say we do not need to go to a special tent or climb a mountain to be with God: he is with us now! All join in a praise shout to thank God for being with us.



# Turtles Sharks

(Year 1 & 2)

(Year 3 & 4)

---


## Mountaintop praise

**Activity time:** 10 minutes

**Aim:** to wonder at the awesomeness of God

**You will need:** n/a

1. Ask the children for ten words that describe how amazing God is, and write each suggestion on a separate sheet of paper. You might need to give them some ideas to start them off.
2. Help the children to arrange the sheets of paper into a mountain shape (a triangle with one sheet at the top and four at the bottom).
3. Together shout out, 'God, you are awesome because you are...' and take turns to fill in the blank using their suggestions.
4. Explain that today they will hear how God appeared to Moses on the mountain.



# Stingrays

(Year 5 & 6)

---

## Collage

**Activity time:** 10–15 minutes

**Aim:** to reflect on God's awesomeness

**You will need:** shiny paper and fabric, large sheets of paper

1. Challenge the children to think about the awesomeness of God.
2. Invite them to use their ideas to create a collage. The collage could be made of pictures of God's awesome deeds, or it can be of words that the children write about God. Alternatively, it could be an abstract collage with silver and gold and cloud effects to show God's holiness. If necessary, this could be done in small groups.
3. Encourage the children to write prayers or poems about God's holiness; cut them out and add them to the collage.