



# Junior Church

**LESSON PLANS: 25-10-20**

VISIT [HARVESTCITY.ORG/JC](http://HARVESTCITY.ORG/JC) FOR VIDEOS, LINKS AND RESOURCES

Content and activity sheets ©2018 Scripture Union


## Pass and remember

**Activity time:** 10–15 minutes

**Aim:** to praise God for all he gives us, including the Bible

**You will need:** n/a

1. Invite the children to sit in a circle. Tell them that you are going to pass the Bible around the circle and say 'Thank you, God, for the Bible' and add something about the Bible, such as 'it has stories about Jesus'.
2. Spend a few minutes discussing some of the things they might say, maybe thinking of their favourite stories or characters.
3. Pass the Bible around. On each person's turn, they need to remember and say all the things previously said, and then add their own idea on the end.



# Dolphins

(Age 3, F1 & F2)

---

## Light to live by

**Activity time:** 10–15 minutes

**Aim:** to be eager to find out what is in the Bible and what God is saying

**You will need:** Bubbles Sheet 25 (attached) for each child, scissors, pens or crayons

1. Give out the copies of Bubbles Sheet 25. Help the children cut along the dotted line (do this in advance if the children find cutting difficult) and make the book.
2. Look through the book with the children. Ask them to 'spot' the light in each picture. Which picture has no light? This picture shows what happened when people spoiled God's world and did not live his way.
3. Ask what God did to show people how to enjoy his world. Look at the picture that shows people listening. Remind everyone that we listen to what God is saying when we hear Bible stories. People wrote down what God said so we can hear it too.
4. Let the children join the dots to reveal the Bible.
5. Then read Psalm 119:105 (the back page of the 'book'), reminding everyone that the Bible is like a light as we live God's way.



God said, "I want people to live my way and be happy again. I will speak to them."



But people started to spoil the world. This made God sad.



"Your word is like a  
light for my path."

Psalm 119:105



**Instructions**

1 Cut this sheet in half along the  line.



2 Place one half on top of the other, with page 1 on the top, facing up, and pages 4 and 5 on the bottom, facing down.



3 Fold the two halves together to make a book.

25  
**Bubbles**

About  
the Bible

Today's aim is to be eager to find out what is in the Bible and what God is saying.

Psalm 119:9-16, 105



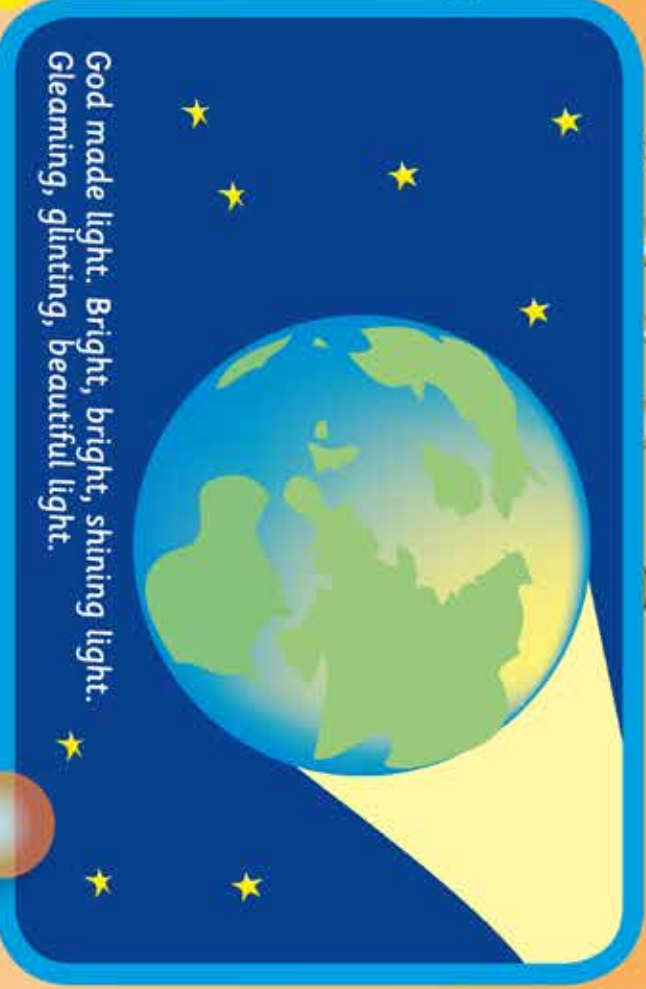
My name \_\_\_\_\_



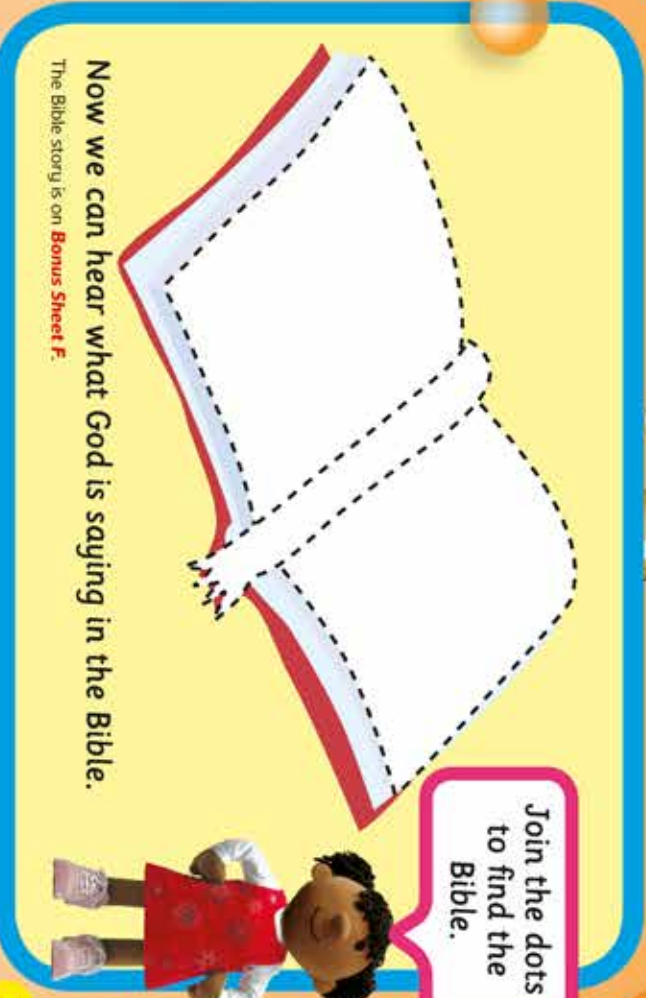
What a good place for people to live!



Some people wrote down what God said.




God made light. Bright, bright, shining light. Gleaming, glinting, beautiful light.



Now we can hear what God is saying in the Bible.

The Bible story is on **Bonus Sheet F**.

Join the dots to find the Bible.



# Turtles Sharks

(Year 1 & 2)

(Year 3 & 4)

## Bible story mime

**Activity time:** 10 minutes

**Aim:** to learn that in the Bible God gives us clear instructions for our lives

**You will need:** n/a

Help the children to find Psalm 119 in your Bible. As you read verses 12–16 use different actions to illustrate the phrases. Speak in a positive, cheerful voice. Encourage the children to join in with the words and actions.

I praise you, Lord! (Lift hands high.)

Teach me your laws. (Cup hand around ear.)

With my own mouth, (Cup hands around mouth.)

I tell others the laws you have spoken. (Use one hand to 'write' on the other.)

Obedying your instructions (Clap hands.)


brings as much happiness as being rich. (Thumbs up.)

I will study your teachings (Make hands into 'book' shape.)

and follow your footsteps. (Hands around eyes like binoculars.)

I will take pleasure in your laws (Hand over heart.)

and remember your words. (Touch temple with first finger.)



---

## Living the life

**Activity time:** 10–15 minutes

**Aim:** to reflect on what happens when we follow wise advice

**You will need:** Xstream sheet from page 182 (attached)

1. Invite the children to look at the story about Aiden on the Xstream sheet from page 182. Invite a confident reader to read the newspaper article.
2. Ask the children how they think Aiden knew what to do. Whose advice had he followed to know what to do? Whose advice did he follow once he had made the phone call? What did the operator ask him?
3. Explain that Aiden was able to help his mother because he had listened to what people had said in the past and, as a result, he knew what to do in an emergency.
4. In the same way, God's Word, the Bible, can give us the wisdom we need to make wise choices in life.

# Xstream Times

## Hero, 3, rescues Mum

Australia, March 2016



**A three-year-old boy has proved you're never too young to save a life – in this case, his mother's.**

Aiden McDonald came to his mother Jeanine's aid by dialling the emergency number – as he had been told to do in an emergency – after she collapsed during an epileptic seizure.

Mrs McDonald said she was on her way to the kitchen to make a cup of coffee at their home in Brisbane when she collapsed in the dining room. Aiden called the emergency number. An ambulance was

sent out immediately using caller identification information.

During the 19-minute phone call, Aiden was able to answer questions as well as give information. He told the emergency service: "I can't get my Mummy ... Mummy had a fit ... Mummy no awake" and that she was "on the floor" and "I can't find an ambulance".

An ambulance arrived within 10 minutes of Aiden making the call. Mrs McDonald was taken to hospital and released the following day.