



Junior Church

LESSON PLANS: 26-07-20

VISIT [HARVESTCITY.ORG/JC](https://www.harvestcity.org/jc) FOR VIDEOS, LINKS AND RESOURCES

Content and activity sheets ©2018 Scripture Union

Family Fun

(All Ages)


Read the Bible

Activity time: 10–15 minutes

Aim: to remember that God can be trusted, even when times seem hard

You will need: n/a

1. Give out Bibles and help the children to find Psalm 22:1–5.
2. Read the Bible story through once and then read it again, but this time stopping after these verses:
 - Verse 2: David is in trouble. What do you think has happened to him?
 - Verse 5: How does David know God looked after his people in the past?
3. Chat about both these questions, and help the children to understand that David knew these stories about his ancestors and how God looked after them. Remind or tell the children the story of the crossing of the Red Sea.



Dolphins

(Age 3, F1 & F2)

God is near

Activity time: 10–15 minutes

Aim: to see that God is always near us

You will need: Bubbles Sheet 23a (attached)

1. Give out Bubbles Sheet 23a and find the three pictures of children. Read the caption at the top: 'God is near'. The activity is designed to help children discover that God is always with them.
2. Talk about each picture in turn, discussing how often the children have done each activity and then ask the question beginning 'Is God with us when...?' Let the children put a tick or mark in the small box if they answer 'yes' to the question.
3. When all the questions have been answered, look at what Cara is saying. Assure the children that God never leaves us; he is always with us.
4. Talk about other activities the children do at home or elsewhere. Remind them that whatever they are doing, wherever they are, they can trust God to be near them.

God is near

Read out the caption at the top of the page and then look at each picture in turn.

Talk together about what is happening and ask the question in the picture frame. Encourage your child to tick or mark the scroll box if they think God is with us when we are doing that activity. Assure your child that, as Carol says, God never leaves us.

Although we can't see God, we can be sure of his presence with us even in tough times. This is the experience of many people through the ages, including King David. Our children will begin to learn this through safe, reliable relationships in their daily lives.

Is God with us when we are on a journey?



Is God with us when we go to bed?



Put a tick in the box to show when God is with us.




Is God with us when we are playing?



God is always near us. He never leaves us!





Turtles Sharks

(Year 1 & 2)

(Year 3 & 4)


Active prayer

Activity time: 5–10 minutes

Aim: to reflect on asking God to help us

You will need: resources for making a 'throne', such as boxes, lengths of fabric, battery fairy lights, tinsel

1. Show the children the materials you have gathered together. Challenge the group to use these resources to make a throne that God might sit on. Enjoy making a chair shape with the boxes and decorating it to make it look royal. Alternatively, draw a throne picture.
2. When you have finished, read out Psalm 22:3. Tell the children that David is talking about God being king and being in charge. He is in charge of our lives. Ask the children to look at the throne and ask God to help them with any part of their life where they would like him to change things.



Stingrays

(Year 5 & 6)

Spot the difference

Activity time: 10–15 minutes

Aim: to think about the significance of the rainbow

You will need: Xstream sheet 166 (attached)

1. Give out copies of the Xstream sheet on page 166 and look at the spot the difference puzzle. Enjoy spotting the differences in the pictures. Challenge the children to find all the differences.
2. Once you've finished the puzzle and checked through your answers, ask the children what is happening in the pictures. Chat about what's going on and then ask the children if they have been helped before. How do they know that someone might help them?

Lend a hand

XSTREAM

Find the ten differences between the two pictures.



When did you last ask someone for help?
How did you know they would help you?